

Scaled data based on original data using
LM-79-08 Approved Method: Electrical and Photometric Measurements of Solid-
State Lighting Products

Test Report Prepared for
Cooper Lighting Solutions
(formerly Eaton)

Brand: STREETWORKS

Report Number: P527696

Luminaire Tested: **GLAN-SA2D-727-U-T2R-GRSWH**

Issue Date: 5/27/2021

Test Information

Test Method: LM-79-08
Report Number: P527696
TEST IS SCALED FROM IESNA LM-79-08 TEST DATA (G3-2011-057-10)
Test Lab: INNOVATION CENTER
Issue Date: 5/27/2021
Manufacturer: COOPER LIGHTING SOLUTIONS (FORMERLY EATON)
Product Line: STREETWORKS
Catalog Number: GLAN-SA2D-727-U-T2R-GRSWH
Description: GALLEON AREA AND ROADWAY LUMINAIRE
(2) 70 CRI, 2700K, 1200mA LIGHTSQUARES WITH 16 LEDS EACH AND TYPE II
ROADWAY OPTICS WITH WHITE GLARE REDUCTION SHIELD
Light Source: -
Ballast/Driver: ELECTRONIC DRIVER

Summary

Lumens per Lamp: N/A
Luminaire Lumens: 11433 lumens
Efficiency: N/A
Efficacy: 91.5 lumens/watt
Luminous Opening: Rectangular (W 0.5' x L: 1' x H: 0')
IES Classification: Type II - Short
BUG Rating: B2 - U0 - G1

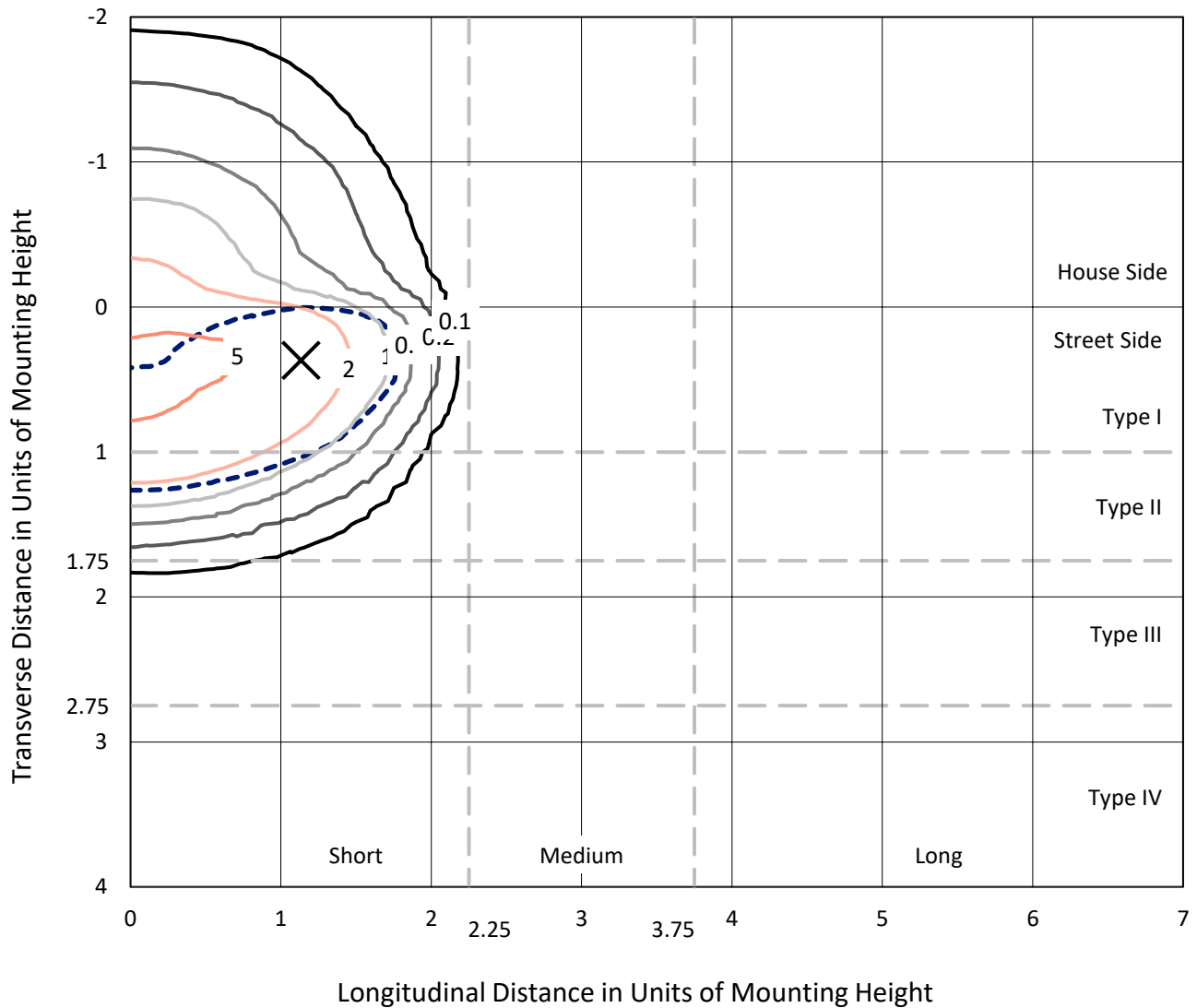
Input Watts (W): 125
Input Voltage (V): NR
Input Current (Ain): NR
Voltage Rise (V): NR
Power Factor: NR
Total Harmonic Distortion (THDi): NR
Frequency (hertz): 60
Stabilization Time: NR
Operation Time: NR
Ambient Temperature (°C): NR
Test Distance: 24 FT



REPORT NUMBER: P527696
 CATALOG NUMBER: GLAN-SA2D-727-U-T2R-GRSWH

Iso-Footcandle Lines of Horizontal Illumination

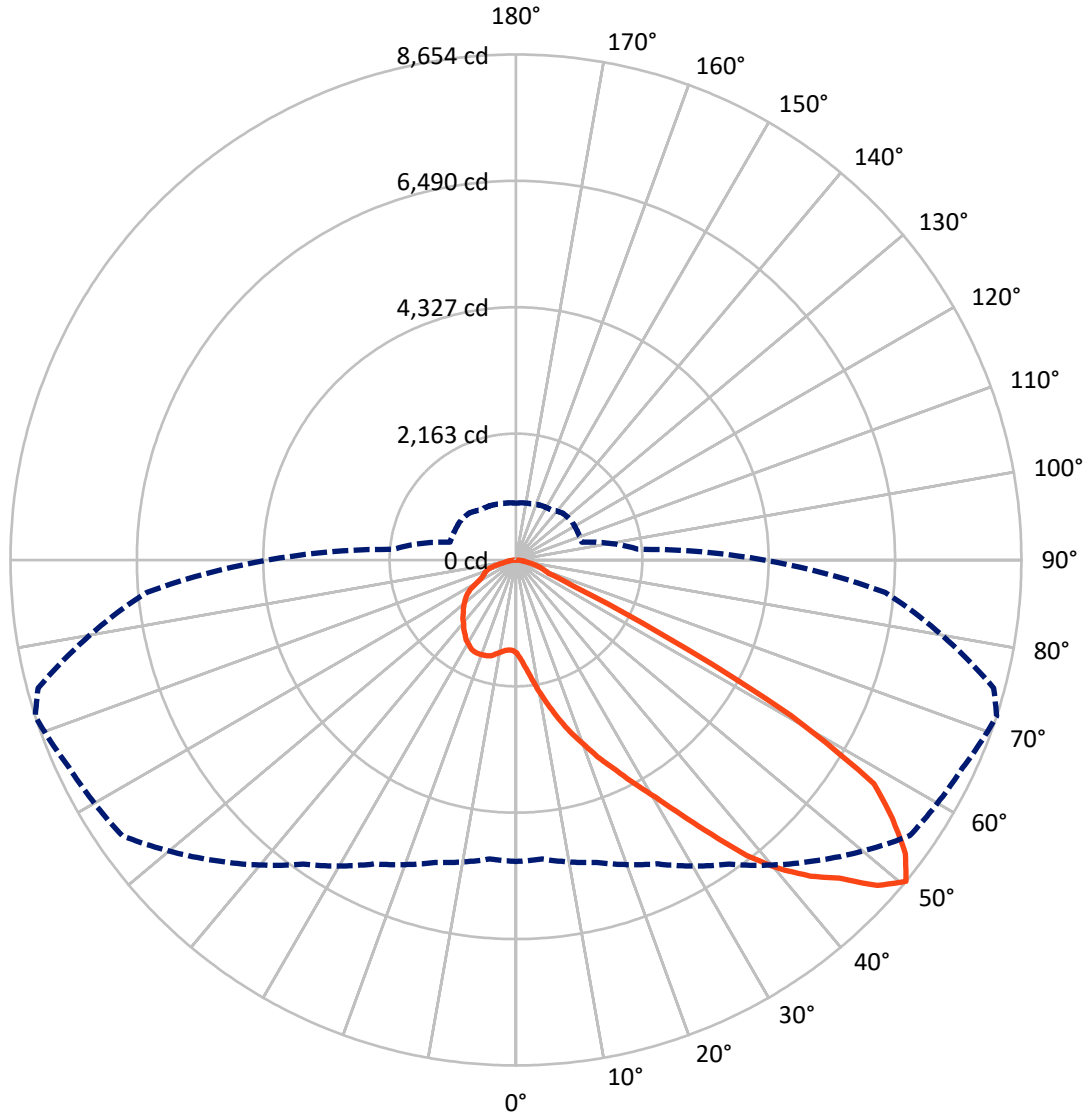
✕ Max cd
 - - - 1/2 Max cd



Based on 25 foot mounting height. Maximum calculated value = 5.7 fc
 Type II - Short - N/A

REPORT NUMBER: P527696
CATALOG NUMBER: GLAN-SA2D-727-U-T2R-GRSWH

Luminous Intensity Polar Plot



— Vertical Plane Through 72-Deg Lateral - - - Horizontal Cone Through 50-Deg Vertical

REPORT NUMBER: P527696
 CATALOG NUMBER: GLAN-SA2D-727-U-T2R-GRSWH

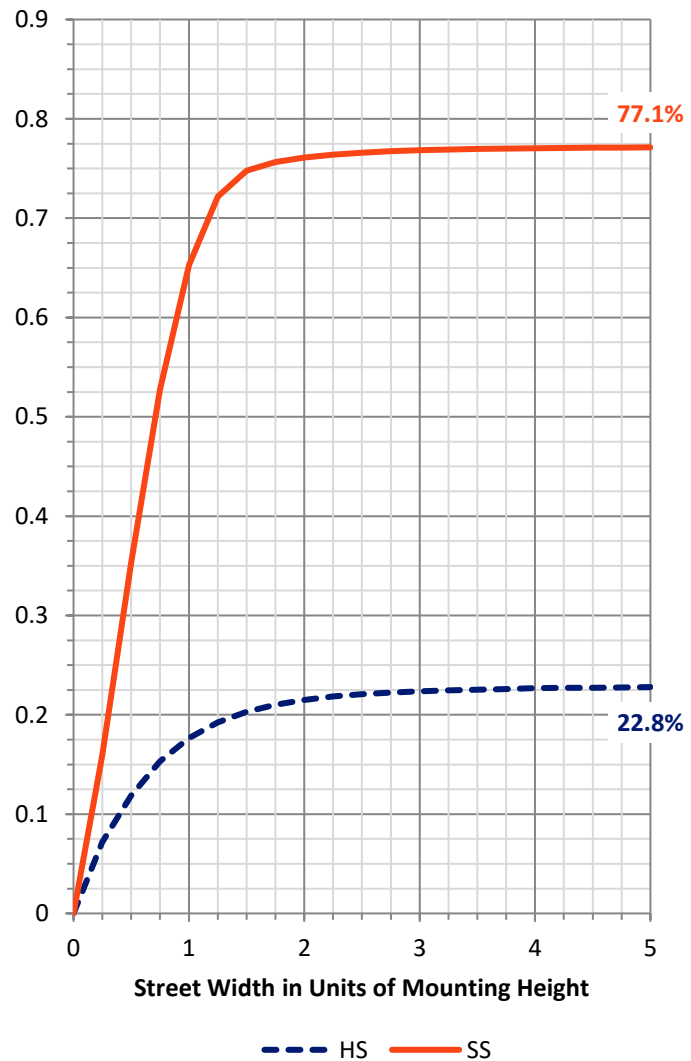
FLUX DISTRIBUTION:

		Downward	Upward	Total
House Side	Lumens	2619.4	0.0	2619.4
	% Fixture	22.9	0.0	22.9
Street Side	Lumens	8813.6	0.0	8813.6
	% Fixture	77.1	0.0	77.1
Total	Lumens	11433.0	0.0	11433.0
	% Fixture	100.0	0.0	100.0

Coefficient of Utilization

ZONAL LUMENS:

Zone	Lumens	% Fixture
0°-10°	187.2	1.6
10°-20°	699.9	6.1
20°-30°	1357.0	11.9
30°-40°	2248.0	19.7
40°-50°	3145.5	27.5
50°-60°	2653.6	23.2
60°-70°	808.8	7.1
70°-80°	283.7	2.5
80°-90°	49.3	0.4
90°-100°	0.0	0.0
100°-110°	0.0	0.0
110°-120°	0.0	0.0
120°-130°	0.0	0.0
130°-140°	0.0	0.0
140°-150°	0.0	0.0
150°-160°	0.0	0.0
160°-170°	0.0	0.0
170°-180°	0.0	0.0
0°-90°	11433.0	100.0
0°-180°	11433.0	100.0



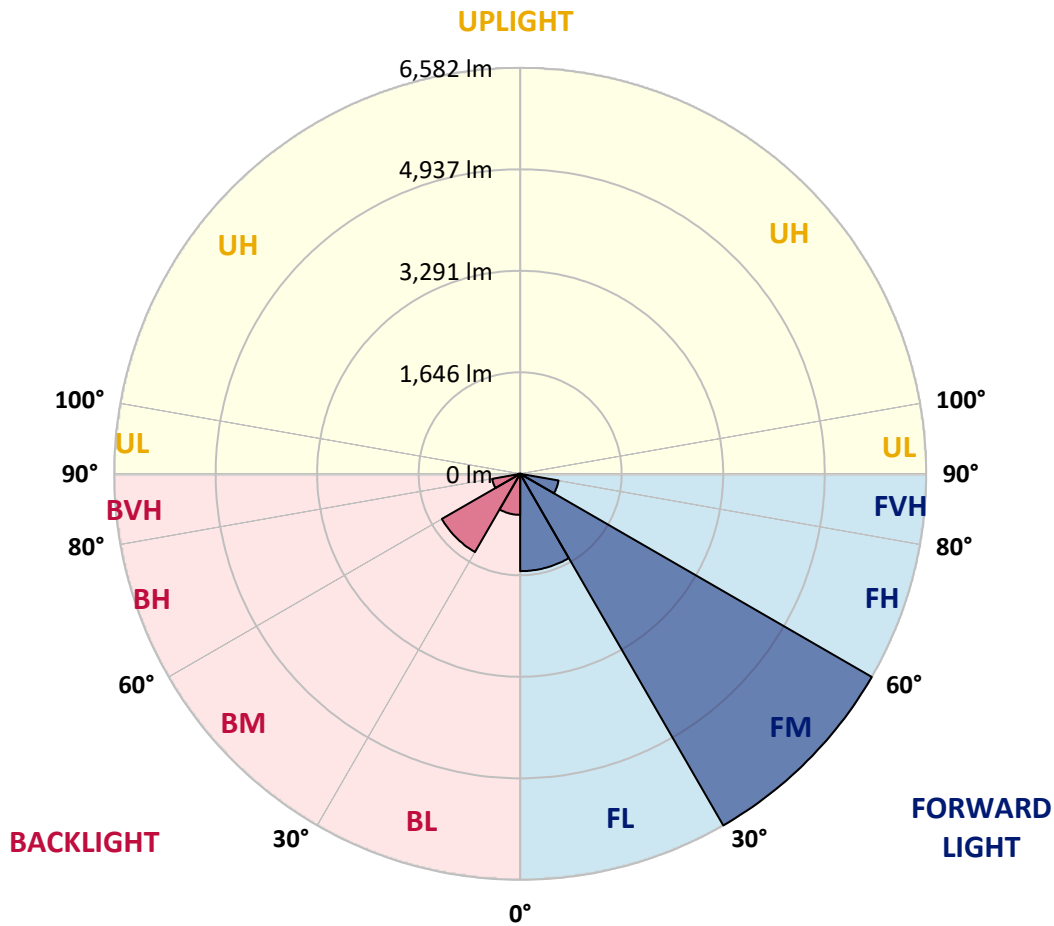
REPORT NUMBER: P527696
 CATALOG NUMBER: GLAN-SA2D-727-U-T2R-GRSWH

LUMINAIRE CLASSIFICATION SYSTEM LUMEN TABLE AND BUG RATING:

Zone	Lumens	% Fixture	Zone Rating/Lumen Limit		
			B	U	G
FL (0°-30°)	1578.2	13.8			
FM (30°-60°)	6582.3	57.6			
FH (60°-80°)	631.1	5.5			G0/660
FVH (80°-90°)	22.1	0.2			G1/100
BL (0°-30°)	665.9	5.8	B2/1000		
BM (30°-60°)	1464.8	12.8	B2/2500		
BH (60°-80°)	461.5	4.0	B1/500		G1/500
BVH (80°-90°)	27.2	0.2			G1/100
UL (90°-100°)	0.0	0.0		U0/0	
UH (100°-180°)	0.0	0.0		U0/0	

BUG Rating: B2-U0-G1

Type II Short





REPORT NUMBER: P527696

CATALOG NUMBER: GLAN-SA2D-727-U-T2R-GRSWH

CANDELA DISTRIBUTION (FULL):

	0°	5°	15°	25°	35°	45°	55°	65°	72°	75°	85°
0°	1591.6	1591.6	1591.6	1591.6	1591.6	1591.6	1591.6	1591.6	1591.6	1591.6	1591.6
2.5°	2047.1	2034.4	1996.2	1983.5	1938.2	1856.1	1827.8	1744.4	1709.0	1676.5	1638.3
5°	2589.0	2529.5	2525.3	2453.1	2348.5	2287.6	2106.5	1984.9	1873.1	1816.5	1711.8
7.5°	2934.1	2935.6	2935.6	2876.1	2792.7	2638.5	2475.8	2256.5	2088.1	2004.7	1826.4
10°	3262.4	3234.1	3218.5	3212.9	3156.3	3006.3	2832.3	2560.7	2330.1	2232.4	1912.7
12.5°	3494.4	3470.3	3505.7	3487.3	3446.3	3348.7	3184.6	2874.7	2586.1	2454.6	2051.4
15°	3604.7	3621.7	3650.0	3700.9	3682.5	3645.8	3464.7	3197.3	2862.0	2713.5	2174.4
17.5°	3774.5	3727.8	3761.8	3825.4	3876.4	3859.4	3756.1	3430.7	3135.0	2952.5	2340.0
20°	3893.3	3866.5	3883.4	3957.0	3995.2	4091.4	4037.6	3736.3	3396.8	3204.4	2535.2
22.5°	4232.9	4193.3	4138.1	4149.4	4163.5	4231.5	4244.2	4071.6	3700.9	3497.2	2720.5
25°	4651.6	4614.8	4549.8	4483.3	4442.3	4429.5	4473.4	4334.7	3992.4	3781.6	2920.0
27.5°	5112.8	5050.6	5009.6	4872.3	4762.0	4745.0	4723.8	4648.8	4337.6	4109.8	3144.9
30°	5561.3	5511.8	5456.6	5237.3	5122.7	5104.3	4999.7	5020.9	4712.5	4459.2	3399.6
32.5°	5900.8	5905.1	5779.2	5613.6	5506.1	5408.5	5370.3	5431.1	5193.5	4989.8	3684.0
35°	6175.3	6188.0	6067.8	5917.8	5801.8	5869.7	5852.7	5881.0	5767.9	5518.9	4015.0
37.5°	6442.7	6379.0	6250.3	6178.1	6117.3	6229.1	6373.4	6397.4	6418.6	6125.8	4399.8
40°	6486.5	6492.2	6417.2	6468.1	6391.7	6560.1	6895.4	6864.3	6950.6	6694.5	4817.2
42.5°	6424.3	6437.0	6466.7	6538.9	6722.8	6925.1	7423.1	7295.8	7400.5	7172.7	5223.2
45°	6322.4	6270.1	6306.9	6581.3	6899.6	7349.5	7905.5	7806.5	7772.5	7581.5	5707.0
47.5°	5835.8	5889.5	6004.1	6342.2	6820.4	7423.1	8247.9	8225.2	8327.1	8192.7	6147.0
50°	5160.9	5139.7	5360.4	5741.0	6357.8	7278.8	8229.5	8434.6	8653.9	8467.2	6343.6
52.5°	3865.0	3978.2	4167.8	4640.3	5520.3	6492.2	7827.7	8170.1	8348.3	8308.7	6185.2
55°	2443.2	2477.2	2591.8	3153.4	3945.7	5210.5	6710.1	7503.7	7822.0	7970.6	6039.5
57.5°	1187.0	1123.3	1263.4	1714.7	2279.1	3504.3	5175.1	6536.1	7227.9	7496.7	5722.6
60°	619.7	643.7	698.9	860.2	1178.5	1819.3	3225.6	4356.0	5412.8	5825.9	4337.6
62.5°	513.5	522.0	558.8	639.5	783.8	1046.9	1646.7	2123.5	2760.1	3132.2	2467.3
65°	435.7	440.0	479.6	533.4	625.3	737.1	847.4	887.0	1073.8	1102.1	877.1
67.5°	363.6	367.8	410.3	461.2	520.6	550.3	578.6	575.8	597.0	588.5	587.1
70°	280.1	284.4	328.2	382.0	411.7	394.7	482.4	502.2	510.7	517.8	529.1
72.5°	202.3	210.8	244.7	282.9	267.4	307.0	397.5	427.2	438.6	442.8	457.0
75°	147.1	150.0	158.4	147.1	169.8	213.6	280.1	316.9	331.0	335.3	356.5
77.5°	65.1	66.5	67.9	84.9	108.9	133.0	166.9	196.6	216.5	222.1	227.8
80°	34.0	35.4	43.9	58.0	77.8	97.6	121.7	138.6	151.4	152.8	158.4
82.5°	21.2	22.6	31.1	41.0	55.2	72.2	89.1	103.3	113.2	114.6	116.0
85°	9.9	12.7	18.4	25.5	36.8	46.7	48.1	41.0	43.9	45.3	42.4
87.5°	2.8	4.2	5.7	4.2	5.7	5.7	7.1	8.5	8.5	8.5	9.9
90°	0.0	0.0	0.0	0.0	0.0	0.0	0.0	0.0	0.0	0.0	0.0



REPORT NUMBER: P527696

CATALOG NUMBER: GLAN-SA2D-727-U-T2R-GRSWH

CANDELA DISTRIBUTION (continued):

	90°	95°	105°	115°	125°	135°	145°	155°	165°	175°	180°
0°	1591.6	1591.6	1591.6	1591.6	1591.6	1591.6	1591.6	1591.6	1591.6	1591.6	1591.6
2.5°	1617.0	1604.3	1554.8	1536.4	1488.3	1496.8	1471.3	1469.9	1464.2	1462.8	1461.4
5°	1656.6	1617.0	1557.6	1512.3	1485.5	1482.6	1464.2	1464.2	1469.9	1474.1	1464.2
7.5°	1721.7	1676.5	1576.0	1533.6	1509.5	1505.3	1492.5	1482.6	1495.4	1491.1	1479.8
10°	1796.7	1717.5	1611.4	1574.6	1535.0	1525.1	1525.1	1529.3	1508.1	1515.2	1503.9
12.5°	1880.2	1774.1	1656.6	1614.2	1567.5	1561.9	1559.0	1527.9	1539.2	1533.6	1505.3
15°	1986.3	1839.1	1714.7	1642.5	1602.9	1577.4	1540.6	1535.0	1527.9	1513.8	1501.0
17.5°	2100.9	1909.9	1741.5	1651.0	1591.6	1573.2	1544.9	1515.2	1494.0	1496.8	1486.9
20°	2198.5	1975.0	1751.4	1659.5	1583.1	1547.7	1503.9	1485.5	1462.8	1461.4	1460.0
22.5°	2314.5	2062.7	1765.6	1636.8	1557.6	1520.8	1491.1	1458.6	1443.0	1423.2	1433.1
25°	2453.1	2096.6	1768.4	1624.1	1539.2	1474.1	1458.6	1423.2	1417.6	1389.3	1394.9
27.5°	2553.6	2115.0	1745.8	1584.5	1496.8	1447.3	1419.0	1393.5	1383.6	1362.4	1356.7
30°	2688.0	2143.3	1697.7	1535.0	1454.3	1399.2	1382.2	1376.5	1348.2	1325.6	1322.8
32.5°	2840.8	2161.7	1666.6	1484.1	1410.5	1368.0	1376.5	1349.7	1314.3	1294.5	1288.8
35°	2962.4	2168.8	1588.7	1426.0	1380.8	1353.9	1344.0	1338.3	1287.4	1269.0	1254.9
37.5°	3147.8	2153.2	1523.7	1385.0	1348.2	1338.3	1329.8	1291.6	1233.6	1206.8	1187.0
40°	3364.2	2149.0	1440.2	1327.0	1317.1	1328.4	1303.0	1243.5	1162.9	1133.2	1119.1
42.5°	3572.2	2178.7	1387.8	1295.9	1283.2	1287.4	1252.0	1162.9	1123.3	1106.3	1083.7
45°	3920.2	2240.9	1301.6	1247.8	1242.1	1239.3	1196.9	1103.5	1080.9	1059.6	1055.4
47.5°	4234.3	2199.9	1246.4	1198.3	1203.9	1188.4	1097.8	1068.1	1042.7	1021.4	1014.4
50°	4252.7	2102.3	1168.6	1160.1	1161.5	1134.6	1048.3	1028.5	996.0	981.8	971.9
52.5°	4156.5	1942.4	1096.4	1099.2	1103.5	1059.6	987.5	973.3	946.5	926.6	921.0
55°	3886.3	1693.4	1025.7	1037.0	1048.3	964.8	942.2	906.8	885.6	857.3	858.7
57.5°	3423.6	1363.8	926.6	945.0	969.1	877.1	860.2	816.3	785.2	762.5	759.7
60°	2294.7	970.5	778.1	785.2	838.9	802.2	800.7	756.9	714.4	694.6	683.3
62.5°	1353.9	741.3	672.0	664.9	663.5	684.7	720.1	704.5	649.4	611.2	622.5
65°	708.8	640.9	625.3	601.3	587.1	581.5	608.3	615.4	578.6	537.6	534.8
67.5°	595.6	595.6	582.9	574.4	554.6	530.5	513.5	490.9	485.3	473.9	459.8
70°	541.8	556.0	551.7	531.9	515.0	488.1	444.2	407.4	372.1	359.3	367.8
72.5°	472.5	486.7	486.7	476.8	454.1	413.1	370.7	328.2	298.5	275.9	273.0
75°	363.6	370.7	387.6	376.3	346.6	321.1	277.3	233.4	205.1	183.9	179.7
77.5°	232.0	243.3	243.3	241.9	220.7	196.6	168.4	137.2	116.0	100.4	96.2
80°	154.2	161.3	166.9	161.3	147.1	128.7	107.5	86.3	70.7	58.0	55.2
82.5°	113.2	121.7	125.9	120.3	106.1	92.0	76.4	60.8	45.3	35.4	32.5
85°	43.9	45.3	50.9	60.8	59.4	58.0	46.7	34.0	25.5	18.4	17.0
87.5°	11.3	9.9	11.3	11.3	9.9	8.5	8.5	8.5	8.5	4.2	5.7
90°	0.0	0.0	0.0	0.0	0.0	0.0	0.0	0.0	0.0	0.0	0.0

(END OF REPORT)